

PISTON SEAL

PS072



Features:

Piston seal profile PS072 consists of two piece seal set for sealing pistons with one seal ring and one energizer Oval-ring.

Composition:

PS072 is a combination of split glass filled polyamide seal ring along with NBR Oval Energizer.

SEAL COMBINATION	SEAL RING COMPOUND	OVAL ENERGIZER	TEMP. RANGE	WORKING PRESSURE (Max.)	SURFACE SPEED (Max.)
PS072-01	PA10	NB04	-35 to 100°C	500 Bar	1.5 m/s

For compound detail please refer Royal seal compounds. (Section - III)

Properties:

- High abrasion resistance
- Low wear and high extrusion resistance
- Wide fluid application range
- Resistance against cold flow
- Minimum installation space required

Application:

- Mobile Hydraulics
- Machine tools
- Material Handling Equipments
- Where Piston is Passing above an oil port

Surface finish:

Roughness depth	R(max)	Ra
Sliding surface	≤ 2.5 μm	0.05-0.3 μm
Bottom of groove	≤ 6.3 μm	≤ 1.6 μm
Side of groove	≤ 15 μm	≤ 3μm



SEALS FOR HYDRAULICS & PNEUMATICS

Installation :

Ps072 piston seals can be fitted on single-piece pistons. First insert the rubber Oval Ring into the housing carefully to avoid twisting of Oval Ring Cord. The split polyamide ring is then carefully placed on the piston above the Oval Ring.

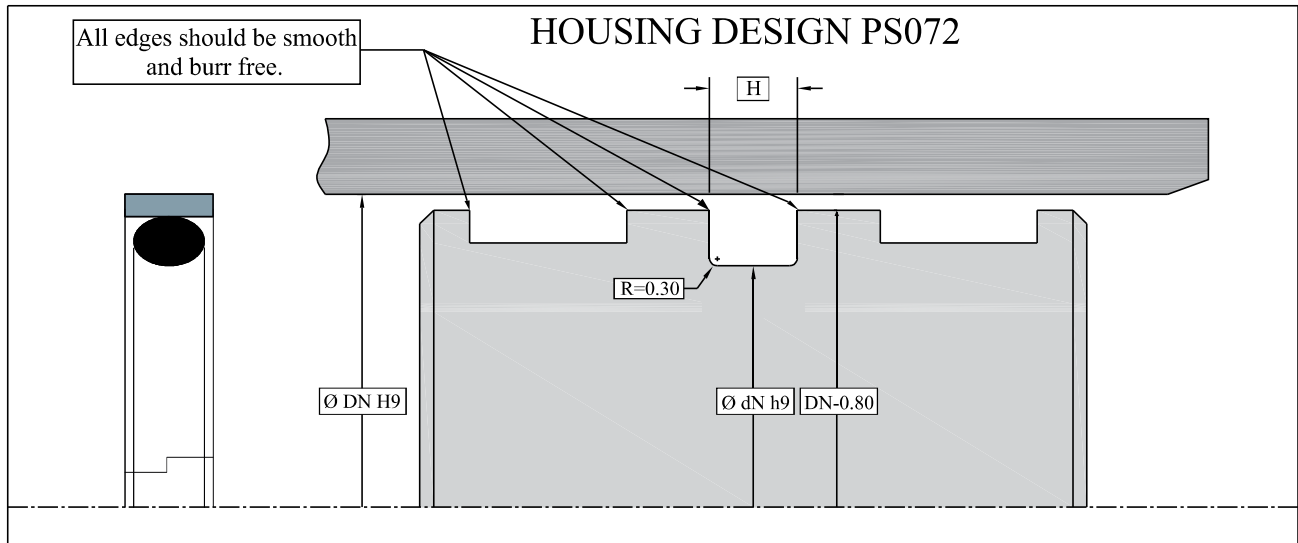
Ordering format :

Please Follow ROYAL order code to place your order.

Example: for Metric Size 100 X 84.84 X 12.70 - order code is **PS072-M-01-100.00 X 084.84 X 12.70**

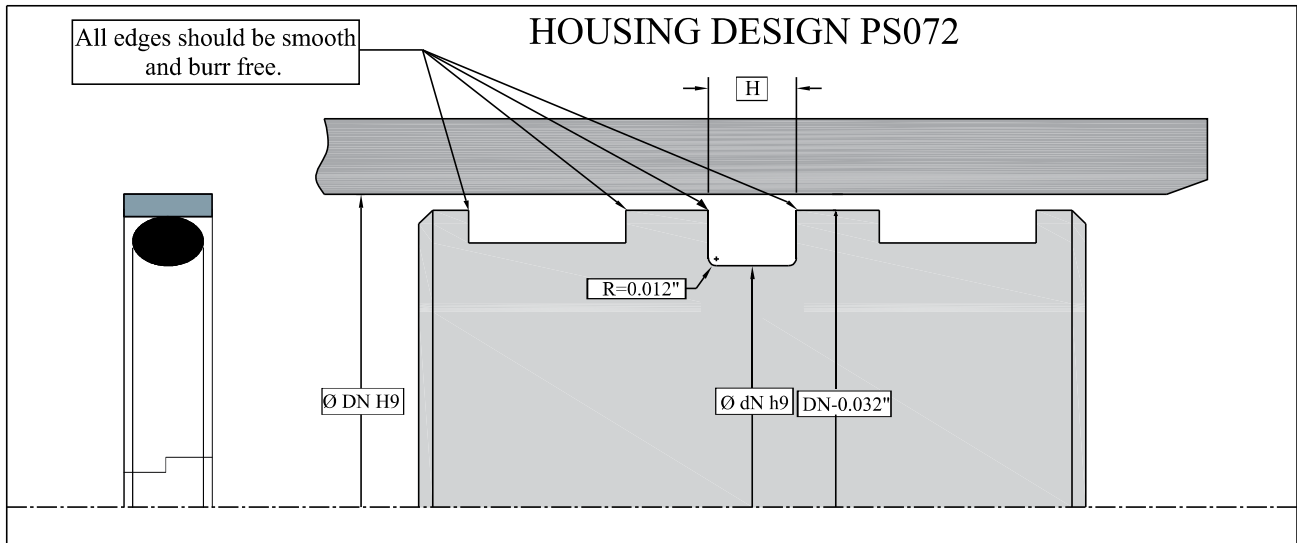
Example: for Imperial Size 2.000 X 1.408 X 0.312 - order code is **PS072-I-01-02.000 X 01.408 X 0.312**

Please contact ROYAL at info@royalcomposites.co.in / info@royalseals.co.in if your required size is not mentioned in Royal standard size list



ROYAL STANDARD SIZE LIST

DN (H9)	dN (h9)	H (+0.20)		ORDER CODE
100.00	84.84	12.70		PS072-M-01-100.00 X 084.84 X 12.70
100.00	85.75	7.24		PS072-M-01-100.00 X 085.75 X 07.24
105.00	90.75	7.24		PS072-M-01-105.00 X 090.75 X 07.24
110.00	95.00	12.70		PS072-M-01-110.00 X 095.00 X 12.70
110.00	95.75	7.24		PS072-M-01-110.00 X 095.75 X 07.24
115.00	100.75	7.24		PS072-M-01-115.00 X 100.75 X 07.24
120.00	105.74	7.24		PS072-M-01-120.00 X 105.74 X 07.24
130.00	115.74	7.24		PS072-M-01-130.00 X 115.74 X 07.24
140.00	119.13	8.13		PS072-M-01-140.00 X 119.13 X 08.13
140.00	120.62	9.63		PS072-M-01-140.00 X 120.62 X 09.63
150.00	130.63	9.63		PS072-M-01-150.00 X 130.63 X 09.63
160.00	140.61	9.63		PS072-M-01-160.00 X 140.61 X 09.63
170.00	150.62	9.63		PS072-M-01-170.00 X 150.62 X 09.63
180.00	160.62	9.63		PS072-M-01-180.00 X 160.62 X 09.63
190.00	170.68	9.63		PS072-M-01-190.00 X 170.68 X 09.63
200.00	174.73	9.63		PS072-M-01-200.00 X 174.73 X 09.63
220.00	194.74	9.63		PS072-M-01-220.00 X 194.74 X 09.63



ROYAL STANDARD SIZE LIST

IMPERIAL SIZES

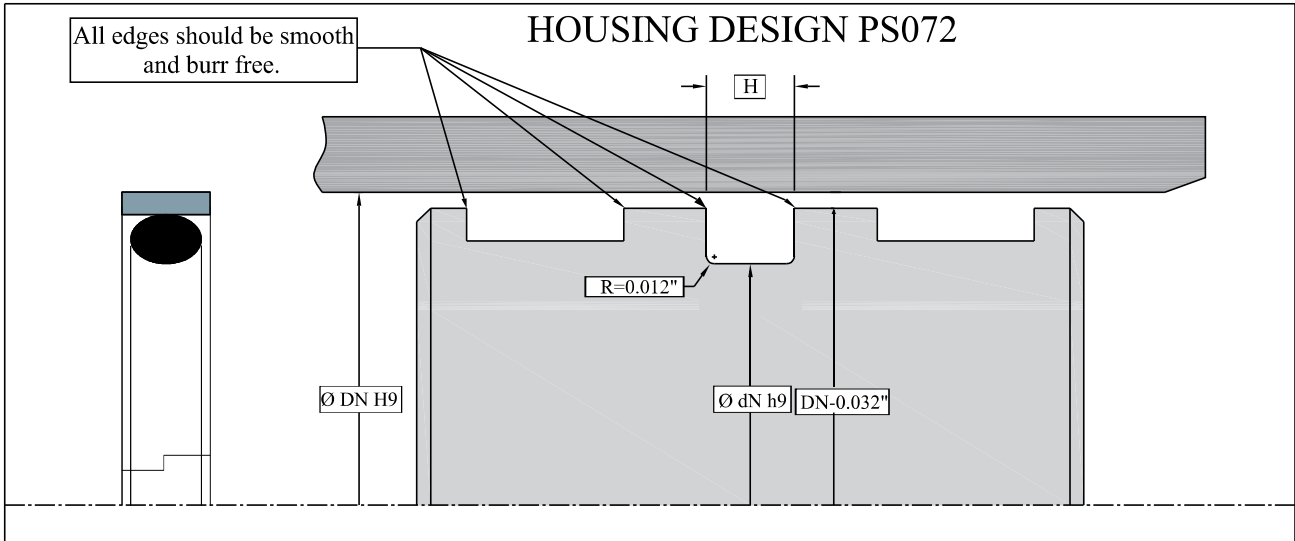
DN (H9)	dN (h9)	H (+0.008")		ORDER CODE
2.000	1.408	0.312		PS072-I-01-02.000 X 01.408 X 0.312
2.000	1.462	0.282		PS072-I-01-02.000 X 01.462 X 0.282
2.250	1.712	0.282		PS072-I-01-02.250 X 01.712 X 0.282
2.500	1.908	0.312		PS072-I-01-02.500 X 01.908 X 0.312
2.500	1.962	0.282		PS072-I-01-02.500 X 01.962 X 0.282
2.500	2.130	0.190		PS072-I-01-02.500 X 02.130 X 0.190
2.750	2.212	0.282		PS072-I-01-02.750 X 02.212 X 0.282
3.000	2.408	0.312		PS072-I-01-03.000 X 02.408 X 0.312
3.000	2.442	0.282		PS072-I-01-03.000 X 02.442 X 0.282
3.000	2.460	0.190		PS072-I-01-03.000 X 02.460 X 0.190
3.250	2.692	0.281		PS072-I-01-03.250 X 02.692 X 0.281
3.500	2.908	0.312		PS072-I-01-03.500 X 02.908 X 0.312
3.500	2.942	0.282		PS072-I-01-03.500 X 02.942 X 0.282
3.500	2.960	0.190		PS072-I-01-03.500 X 02.960 X 0.190
3.525	2.942	0.281		PS072-I-01-03.525 X 02.942 X 0.281
3.750	2.492	0.282		PS072-I-01-03.750 X 02.492 X 0.282
3.750	3.192	0.282		PS072-I-01-03.750 X 03.192 X 0.282
3.750	3.210	0.190		PS072-I-01-03.750 X 03.210 X 0.190
4.000	3.210	0.190		PS072-I-01-04.000 X 03.210 X 0.190
4.000	3.335	0.252		PS072-I-01-04.000 X 03.335 X 0.252
4.000	3.408	0.312		PS072-I-01-04.000 X 03.408 X 0.312
4.000	3.442	0.282		PS072-I-01-04.000 X 03.442 X 0.282
4.000	3.750	0.750		PS072-I-01-04.000 X 03.750 X 0.750
4.250	3.590	0.250		PS072-I-01-04.250 X 03.590 X 0.250
4.500	3.840	0.250		PS072-I-01-04.500 X 03.840 X 0.250
4.500	3.840	0.500		PS072-I-01-04.500 X 03.840 X 0.500
4.500	3.908	0.312		PS072-I-01-04.500 X 03.908 X 0.312
4.500	3.942	0.282		PS072-I-01-04.500 X 03.942 X 0.282
4.750	4.090	0.250		PS072-I-01-04.750 X 04.090 X 0.250



SEALS FOR HYDRAULICS & PNEUMATICS

ROYAL STANDARD SIZE LIST

DN (H9)	dN (h9)	H (+0.008")		ORDER CODE
4.750	4.090	0.630		PS072-I-01-04.750 X 04.090 X 0.630
4.750	4.192	0.282		PS072-I-01-04.750 X 04.192 X 0.282
5.000	4.230	0.380		PS072-I-01-05.000 X 04.230 X 0.380
5.000	4.230	0.630		PS072-I-01-05.000 X 04.230 X 0.630
5.000	4.240	0.377		PS072-I-01-05.000 X 04.240 X 0.377
5.000	4.442	0.282		PS072-I-01-05.000 X 04.442 X 0.282
5.000	4.442	0.377		PS072-I-01-05.000 X 04.442 X 0.377
5.250	4.460	0.380		PS072-I-01-05.250 X 04.460 X 0.380
5.250	4.490	0.377		PS072-I-01-05.250 X 04.490 X 0.377
5.500	4.730	0.380		PS072-I-01-05.500 X 04.730 X 0.380
5.500	4.730	0.630		PS072-I-01-05.500 X 04.730 X 0.630
5.500	4.740	0.377		PS072-I-01-05.500 X 04.740 X 0.377
6.000	5.090	0.380		PS072-I-01-06.000 X 05.090 X 0.380
6.000	5.090	0.630		PS072-I-01-06.000 X 05.090 X 0.630
6.000	5.240	0.377		PS072-I-01-06.000 X 05.240 X 0.377
6.250	5.340	0.380		PS072-I-01-06.250 X 05.340 X 0.380
6.250	5.340	0.630		PS072-I-01-06.250 X 05.340 X 0.630
6.500	5.590	0.630		PS072-I-01-06.500 X 05.590 X 0.630
6.500	5.740	0.377		PS072-I-01-06.500 X 05.740 X 0.377
7.000	6.090	0.630		PS072-I-01-07.000 X 06.090 X 0.630
7.000	6.240	0.377		PS072-I-01-07.000 X 06.240 X 0.377
7.250	6.340	0.630		PS072-I-01-07.250 X 06.340 X 0.630
7.500	6.590	0.630		PS072-I-01-07.500 X 06.590 X 0.630
7.500	6.740	0.377		PS072-I-01-07.500 X 06.740 X 0.377
7.750	6.840	0.630		PS072-I-01-07.750 X 06.840 X 0.630
8.000	7.240	0.377		PS072-I-01-08.000 X 07.240 X 0.377
8.250	7.260	0.630		PS072-I-01-08.250 X 07.260 X 0.630
8.500	7.510	0.630		PS072-I-01-08.500 X 07.510 X 0.630
8.500	7.624	0.377		PS072-I-01-08.500 X 07.624 X 0.377
8.500	7.740	0.377		PS072-I-01-08.500 X 07.740 X 0.377
9.000	8.124	0.377		PS072-I-01-09.000 X 08.124 X 0.377
9.250	8.260	0.380		PS072-I-01-09.250 X 08.260 X 0.380
9.280	8.260	0.380		PS072-I-01-09.280 X 08.260 X 0.380
9.500	8.510	0.380		PS072-I-01-09.500 X 08.510 X 0.380
9.500	8.624	0.377		PS072-I-01-09.500 X 08.624 X 0.377
10.000	8.880	0.690		PS072-I-01-10.000 X 08.880 X 0.690
10.000	9.124	0.377		PS072-I-01-10.000 X 09.124 X 0.377
10.250	9.130	0.690		PS072-I-01-10.250 X 09.130 X 0.690
10.500	9.380	0.690		PS072-I-01-10.500 X 09.380 X 0.690
10.500	9.624	0.377		PS072-I-01-10.500 X 09.624 X 0.377
11.000	9.880	0.690		PS072-I-01-11.000 X 09.880 X 0.690
11.000	10.124	0.377		PS072-I-01-11.000 X 10.124 X 0.377
11.500	10.380	0.690		PS072-I-01-11.500 X 10.380 X 0.690
11.750	10.874	0.377		PS072-I-01-11.750 X 10.874 X 0.377
12.000	11.124	0.377		PS072-I-01-12.000 X 11.124 X 0.377
12.500	11.380	0.690		PS072-I-01-12.500 X 11.380 X 0.690



ROYAL STANDARD SIZE LIST

DN (H9)	dN (h9)	H (+0.008")		ORDER CODE
13.000	11.880	0.690		PS072-I-01-13.000 X 11.880 X 0.690
13.500	12.380	0.690		PS072-I-01-13.500 X 12.400 X 0.690